



中國忠旺控股有限公司


China Zhongwang Holdings Limited

(於開曼群島註冊成立的有限公司)

股份代號：01333

2014

2014 8 15





2014





中国忠旺
China Zhongwang

www.zhongwang.com

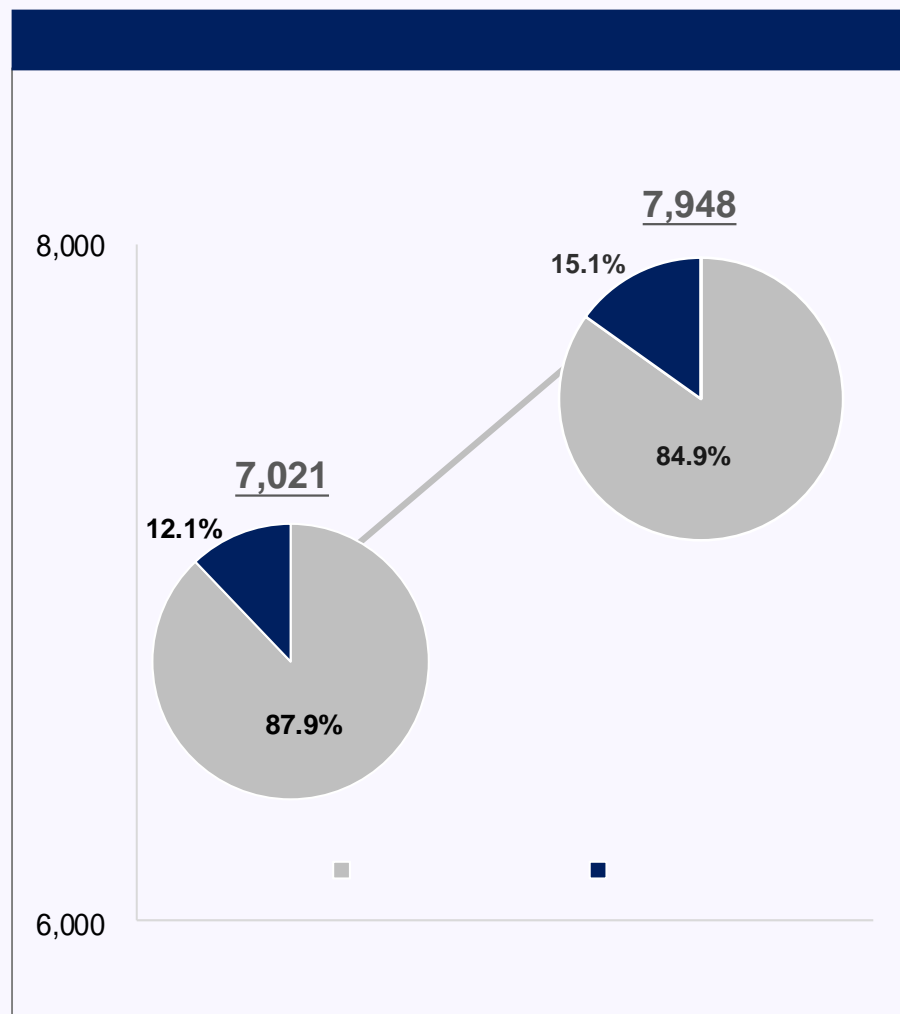
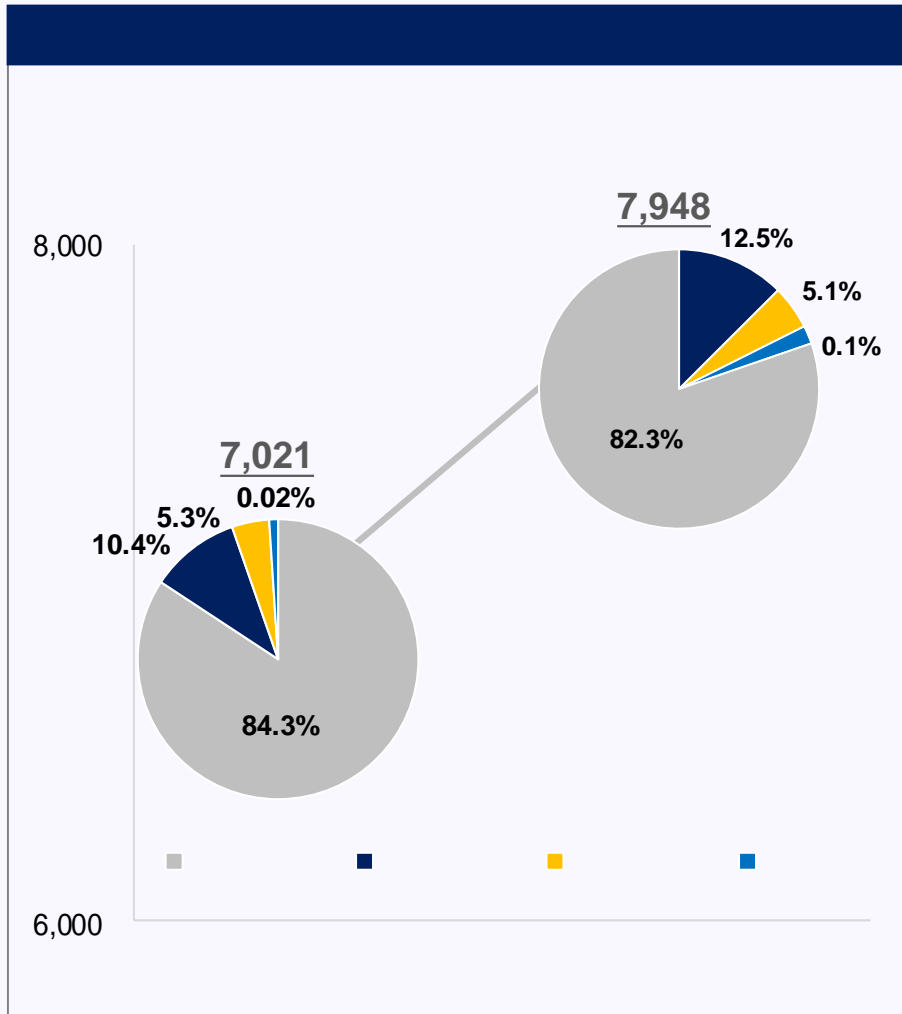



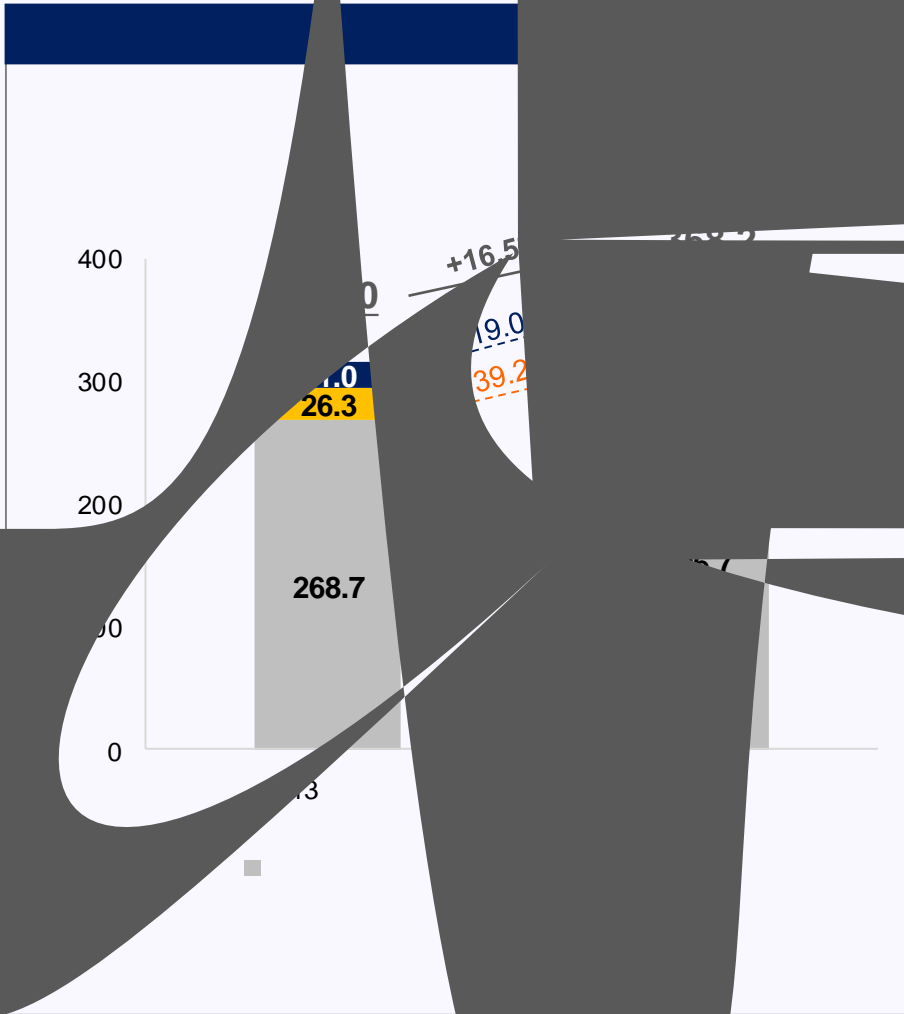
2014

28.2%

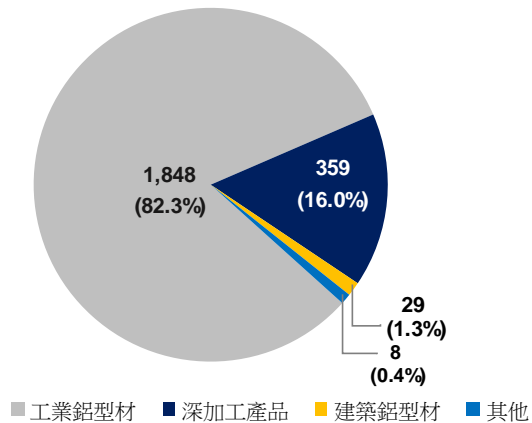
6 30 ()	2013	2014	(%)
	7,021	7,948	+13.2
	1,969	2,244	+14.0
	1,420	1,527	+7.6
	24.5%	16.8%	-7.7 ppt
	1,072	1,271	+18.6
¹ ()	0.20	0.19	-5.0
()	N.A	0.06	N.A

%	2013	2014	()
	28.0	28.2	+0.2
	15.3	16.0	+0.7
(EBITDA Margin)	27.2	26.0	-1.2





2014



28.0%

36.8%

28.0%

11.4%

2013

28.2%

36.1%

28.2%

7.2%

2014

22,213

27,821

22,027

17,587

2013

21,560

27,188

21,338

16,058

2014

9,407

15,015

9,221

4,781

2013

10,021

15,649

9,799

4,519

2014

()	2013	2014
1	25	16
2	138	164
3	136	111

()	2013 12 31	2014 6 30
	40,353	48,797
4	10,886	16,177
	19,639	23,582
(%) ⁵	51.3%	51.7%

1.
$$=(365/2)*((\quad + \quad) / 2)$$
2.
$$=(365/2)*((\quad + \quad + \quad + \quad) / 2)$$
3.
$$=(365/2)*((\quad + \quad) / 2)$$
4.
$$= \quad + \quad + \quad$$
5.
$$= \quad * 100\%$$

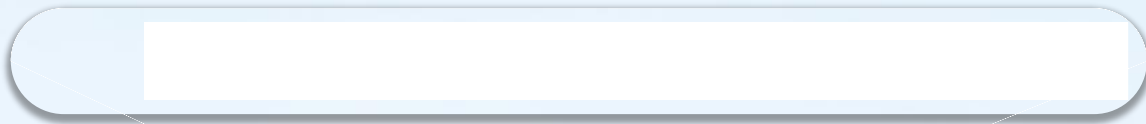
2013 1





中国忠旺
China Zhongwang

www.zhongwang.com





2014	
	93
75MN	21
	100
()	65.4
	306,696
()	21,338
()	9,799 /
	28.2%




2014

()

()

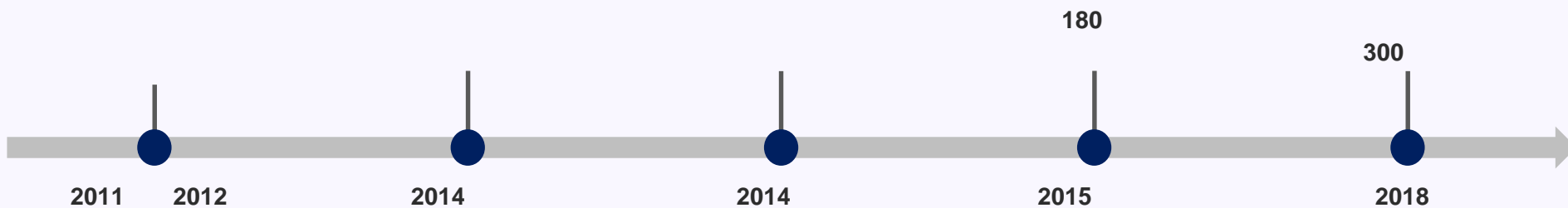
()

33.8% 34,775





2015	2018	2018
6	4	10
180	120	300



2014
2.4

3%

2014 6 30

795

9.7%

2014
11

AS9100C

(CCS)

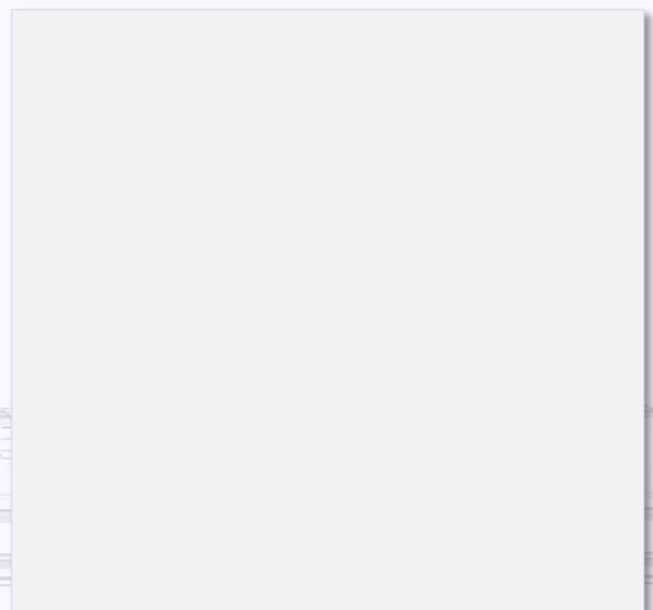
AS9100C (CCS)

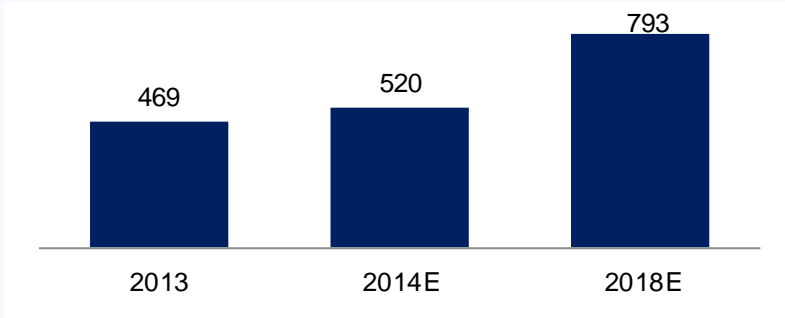
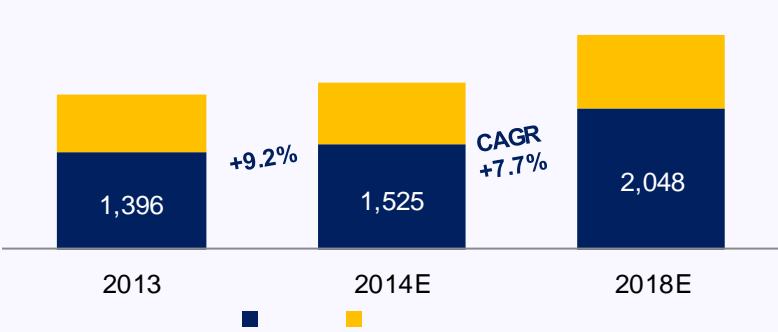
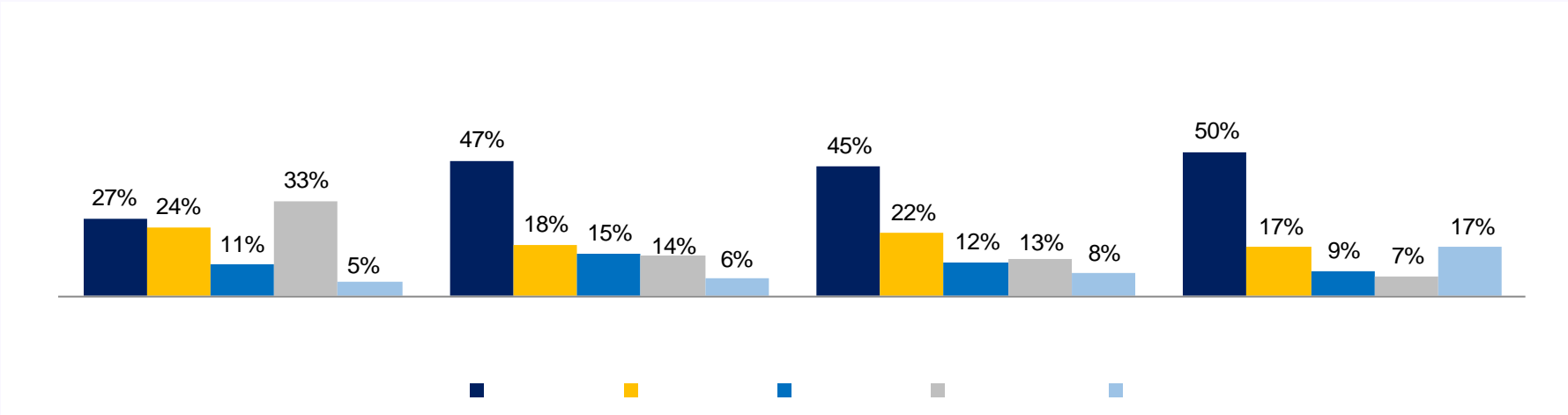



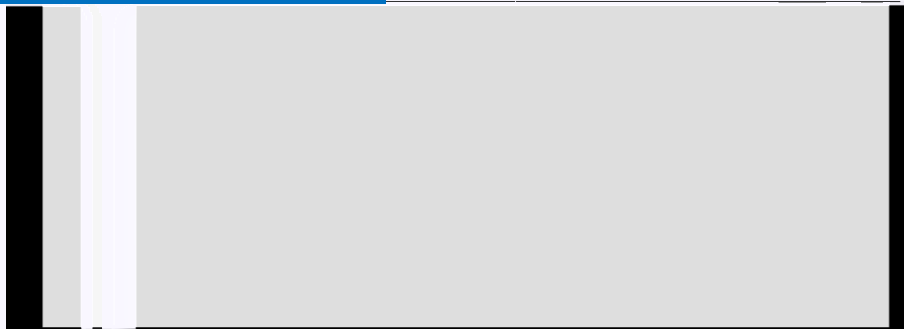
中国忠旺
China Zhongwang

www.zhongwang.com



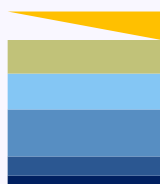







15-20E
CAGR

- 12% ■
- 13% ■
- 6% ■
- 6% ■
- 7% ■
- 8% ■
- 2% ■
- 2% ■



BCG




10%
6%-8%

2017-2025
CAFE¹
4.3

2025
20%

1. CAFE



2015
6.9

2015
2020
8
15
GDP



2020
CO₂ 2015
130
95
1 95
2025
CO₂
68~78



2015 F-150
97%
320
30%
Model S
Wrangler
A8
Corvette
CLA

加大研發力度
提升核心競爭力



加大市場開拓力度
與深度



大力發展深標加工業務



繼續清潔節能優化
與擴容計劃



實施高附加值
延材項目





中国忠旺
China Zhongwang

www.zhongwang.com

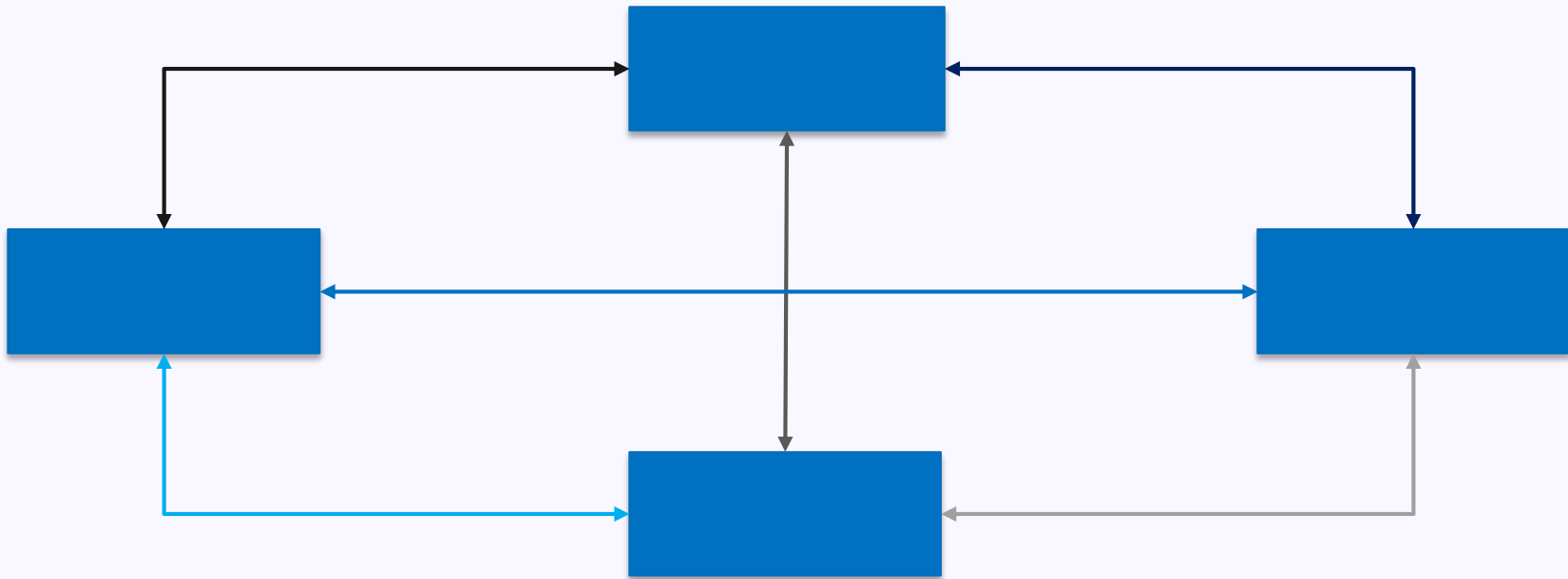




中国忠旺
China Zhongwang

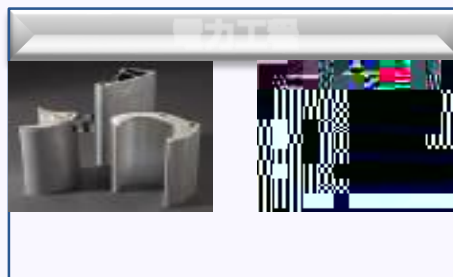
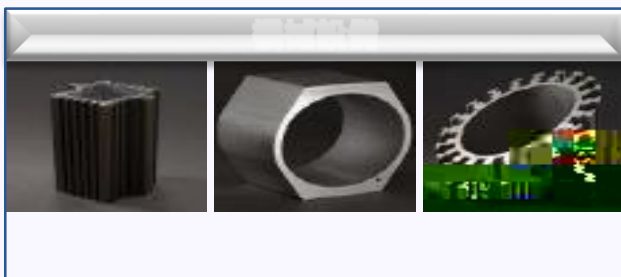
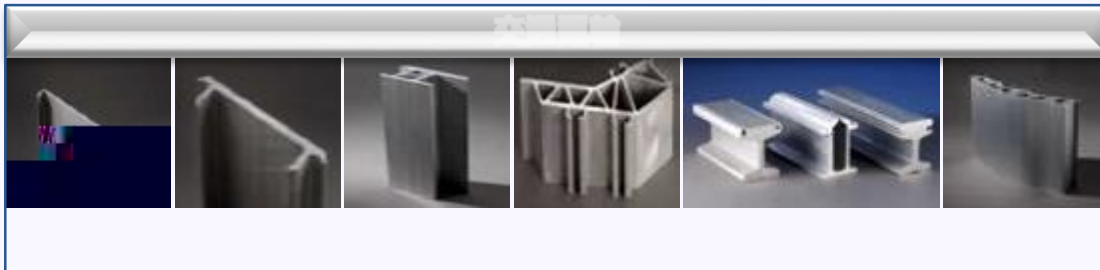
www.zhongwang.com



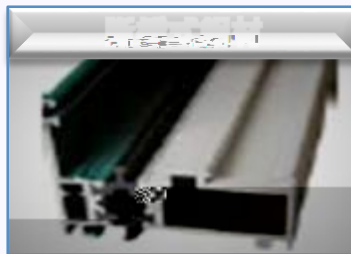


現有產品


工業鋁型材



建築鋁型材



未來產品



有色金屬中，
第1大的產量

(2007)

38,108,700	17,974,300	8,084,900	349,000
------------	------------	-----------	---------

僅次於鋼，
第2用的金屬

2.7g/cm ³	7.6g/cm ³	8.5g/cm ³
----------------------	----------------------	----------------------

地殼中，
第3豐富的物質

7.3

铝是性能最佳的有色金属材料

6-12

10%

8%

100%

20

95%



中国忠旺
China Zhongwang

www.zhongwang.com

www.zhongwang.com

, corpcomm@zhongwang.com